

# RAPISCAN® RXU UNDERSIDE REFLEXION™


200 kV Underside Reflexion™ Imaging System To Quickly Screen The Underneath Of Occupied Vehicles.

Safe, Automated Occupied Vehicle Scanning

Automated Drive Over System Ideal For Covert Inspection



Technology Allows Multi Direction Scanning

The Rapiscan® RXU Underside Reflexion™ cargo and vehicle inspection system provides a fast and efficient method for screening the underside of vehicles. Designed to automatically inspect vehicles and cargo driving over the system, the Rapiscan® RXU Underside Reflexion™ provides high quality x-ray images with inherent material separation



## Key

1. 200kV X-Ray Tube
2. High Voltage Power supply
3. X-Ray Beam
4. Rotating Collimator
5. Imaging and Detector system Housing
6. Drive Over Grid Brackets
7. Vehicle Ramps
8. Detector Sets
9. IP66 Rated Unit
10. Control Equipment and High Power Feed
11. Remote Image Inspection
12. Automatic scanning operation



Reflexion™ is not available for sale or use in certain countries

**Rapiscan**<sup>®</sup>  
systems  
An OSI Systems Company

# RAPISCAN® RXU UNDERSIDE REFLEXION™

## Physical Specifications

|  |   |
|--|---|
| Platform Type                                      | Underside Reflexion™ Inspection   |
| Platform   | Drive Over inspection   |
| View Direction                                     | Underside shooter   |
| Overall Dimensions                                 | Length: 1.1 m, Width: 3.4 m, Height: 0.75 m to top of system.   |
| Recommended Maximum Vehicle / Object Scan size (m) | Length: unlimited Width: 3.0 m, Height: unlimited   |
| Deployment Configurations                          | Rapiscan® RXU Underside Reflexion™ System can be used as a stand-alone underside inspection system, installed flush with the road surface for covert operation or with associated vehicle ramps for overt operation |
| System Weight                                      | Circa 3.5t  |
| Minimum Scan Height                                | 0 m from ground   |
| Scan Orientation                                   | 90° to inspected object   |

## Operation

|                            |   |
|----------------------------|---|
| Set-up                     | 15 minutes in standard operating environment  |
| Crew                       | 1 inspectors, system output can be networked to further inspectors for increased throughput |
| Scan Mode                  | Drive-Over scan mode only<br>Occupied vehicle - bumper to bumper                            |
| Scan Direction             | Bi-Direction Scanning   |
| Recommended Scanning Speed | 2-10 km/h   |
| Operational Temperature    | -10°C to +40°C as standard  |
| Relative Humidity          | 5 to 95% non-condensing   |

## X-Ray Generator and Image Performance at a scan speed of 2km/h for Passenger Car\*

|                              |  |
|------------------------------|--|
| X-Ray Energy                 | 200 kV X-ray tube                                  |
| Steel Penetration (mm)       | 8mm  |
| Grid Resolution (mm)         | 6mm  |
| Radiation Detection (Option) | Gamma detection option                             |
| Material Separation          | Organic materials appear 'brighter' in X-ray image |

## Radiation Safety\*

|   |   |
|---|---|
| Open Radiation Exclusion Zone                         | System Footprint if recessed into the ground              |
| Radiation Dose at Exclusion Zone Boundary in One Hour | less than 1 µSv in any one hour for scanning 100 vehicles |
| Radiation Dose to Occupants                           | less than 0.25 µSv  |
| Radiation Dose to Crew in One Hour                    | less than 0.25 µSv in one hour                            |
| Radiation Dose to Cargo per Scan                      | less than 0.25 µSv  |
| Shielding Type  | Not required  |

- \* Reflexion™ is not available for sale or use in certain countries
- \* All tests performed according to ANSI N42.46
- \* The performance characteristics outlined in this document are indicative and for information only, the specific performance characteristics of individual systems may differ based upon customer requirements, operation and supplied options.

Should further enhanced characteristics or extended capabilities be required, please contact a Rapiscan Systems Cargo and Vehicle Inspection representative.



ONE COMPANY - TOTAL SECURITY

www.rapiscansystems.com

Superior Quality, Comprehensive Standard Features and Flexible Options - Available with Every Rapiscan Cargo and Vehicle Inspection System.

Our commitment to value and innovation make Rapiscan the first choice in cargo and vehicle inspection solutions. Rapiscan Systems is a global leader in high quality inspection solutions and advanced threat identification techniques. Security is our only concern, and we focus on developing customer-centric solutions that are future-proof and cost effective. All Rapiscan products are backed by a 24 x 7 worldwide training, maintenance and service organization.

**Reflexion™ is not available for sale or use in certain countries**

### EUROPE, MIDDLE EAST, AFRICA

X-Ray House  
Bonehurst Road  
Salfords  
Surrey RH1 5GG  
UNITED KINGDOM  
Tel: +44 (0) 870-7774301  
Fax: +44 (0) 870-7774302

### ASIA

240 Macpherson Road  
#07-01 Pines Industrial Building  
Singapore 348574  
SINGAPORE  
Tel: +65-6846-3511  
Fax: +65-6743-9915

### EMAIL

sales@rapiscansystems.com

### WEB

www.rapiscansystems.com

With continual development of our products Rapiscan Systems reserves the right to amend specifications without notice. Product pictures are for general reference. Please note that due to US laws and regulations, not all Rapiscan products are available for sale in all countries without restriction. Please contact your Rapiscan Systems sales representative for more information.



Rapiscan Systems is  
ISO 9001:2008 Certified